

# INTERNATIONAL FORTRESS TL-30X6

## Six-sided Composite Protection Plus 2-Hour Fire Protection

The International Fortress TL-30X6, six-sided composite construction offers a revolutionary new barrier material incorporating a steel and ceramic matrix on all six sides of the safe. The ceramic matrix is anchored by a "Z" bar connection system that makes the inner and outer layers of steel as well as the composite material as one. By using this unique construction, the safe achieves a high degree of burglary protection while being relatively light in weight.

### Door and Body

The door and body are constructed of inner and outer layers of steel electrically welded together incorporating our superior composite material in conjunction with a steel and ceramic matrix to resist all forms of attack.

### Boltwork

The massive 1.5" chrome plated bolts are secured with dual Underwriters Laboratories Group 2M combination locks. Optional high security keylocks or electronic combination locks can be added. All locks are protected by a tempered glass plate that activates the relocking system during an attack. The boltwork is further protected by bolt detent system that automatically extends the bolts when the door is closed.

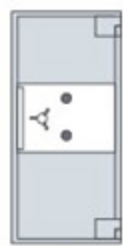
### Fire Protection

Exclusive to the TL-30X6 Series is an intumescent gasket that expands by 10 times its size to seal the connection between the door and the body to help prevent the transfer of heat to the interior of the safe. The safe has been factory tested and has achieved a 2 hour fire rating.

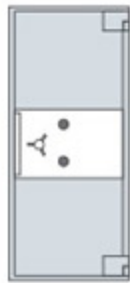


## International Fortress TL-30X6

### Specifications



F-5524X6



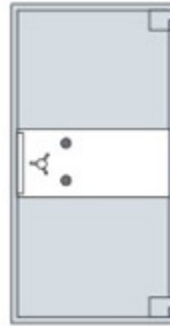
F-6528X6



F-6034X6\*



F-6536X6



F-7236X6

### Dimensions and Weights

Model	Interior H x W x D (in)	Exterior H x W x D (in)	Weight (lbs)	Capacity (cu ft)	Shelves
F-5524X6	55 x 24 x 20	61 x 30 x 29	2,465	15.3	4
F-6528X6	65 x 28 x 20	71 x 34 x 29	3,130	21.1	5
F-6034X6*	60 x 34 x 20	66 x 40 x 30	3,340	23.6	5
F-6536X6	65 x 36 x 22	71 x 42 x 31	3,720	29.7	5
F-7236X6	72 x 36 x 26	78 x 42 x 35	4,220	39	5

\*Special order 8 - 12 weeks

Left hand door swings also available by special order

Add 2" to exterior depth for hinge projection

Add 2" to exterior depth for removable handle projection

Add 4" to height for removable metal transport base

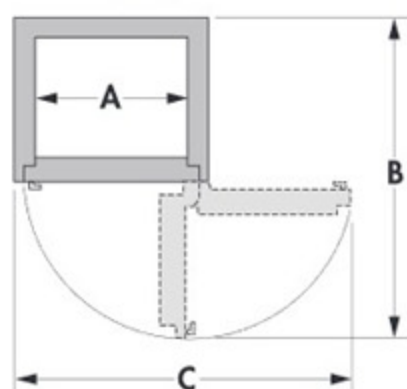
### Door Swing Dimensions

Model	Dimensions (in)		
	A	B	C
F-5524X6	24	54.5	52.5
F-6528X6	28	58.5	60
F-6034X6*	34	64.5	71
F-6536X6	36	66.5	76
F-7236X6	36	72.5	76

\*Special order 8 - 12 weeks

Left hand door swings also available by special order

### Door Swing Projections



Distributed By:

U.S. BANK SUPPLY



9452 Telephone Rd. (# 110) Ventura, CA 93004

Phone: 805-218-6106

www.usbanksupply.com



All specifications are approximate and subject to change without notice.

©2014 Southern California Safe Company. All Rights Reserved